


Fairy Ring Control

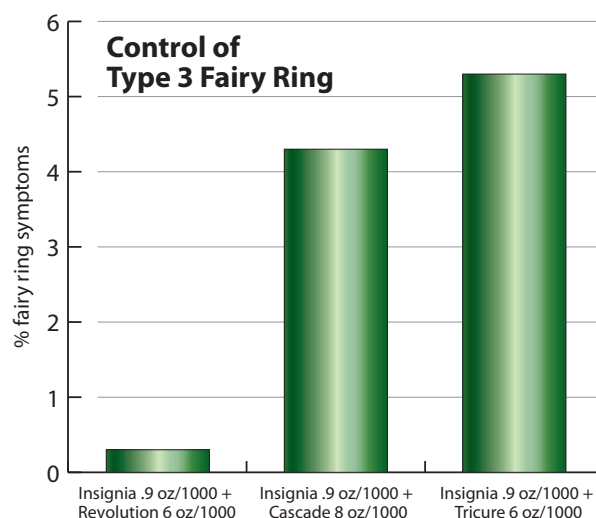
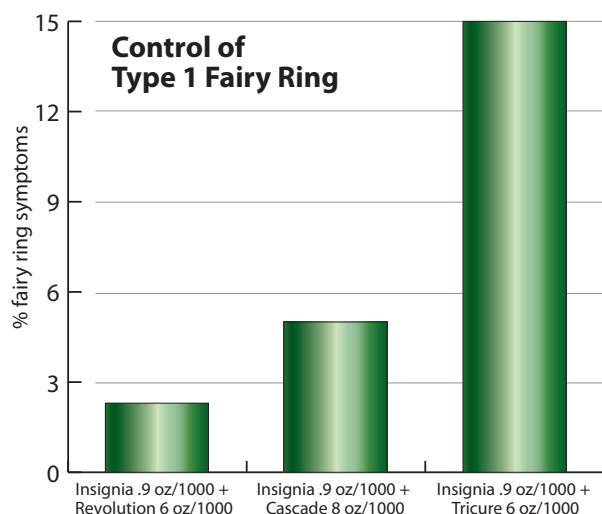
Don't trust your turf's health to just one research trial.

Multi-year research from respected universities throughout the country repeatedly shows that Revolution co-applied with fungicides delivers the best performance for fairy ring.

John Cisar	University of Florida - Ft. Lauderdale
Mike Fidanza	Penn State University
John Kaminski	University of Connecticut
Bruce Martin	Clemson University
Frank Wong	University of California - Riverside



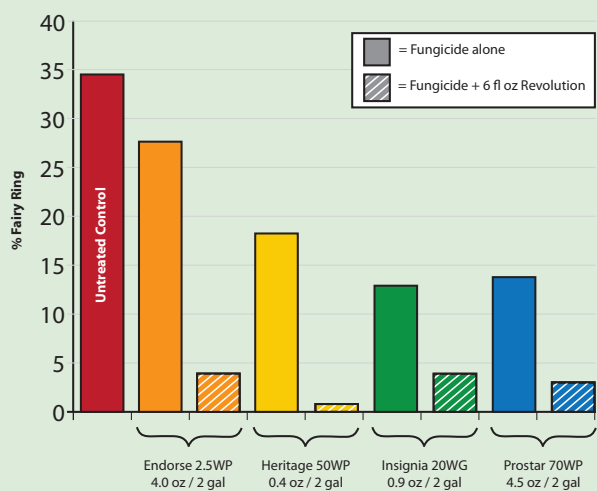
Revolution outperforms the competition on more than one type of fairy ring



What's *Your* Approach?

Fungicides + Revolution or Aqueduct is the most complete and effective method for fairy ring control. Regardless of the stage and type of fairy ring you have, we have a treatment strategy that's right for you.

Getting the Most from Your Fungicide



Adding Revolution significantly increased performance of all fungicides tested [UC-Riverside 2005]

Early Detection / Program Approach

- Apply Revolution monthly at 6oz/1000 starting at the beginning of the season.
- When fairy ring symptoms appear apply fungicide plus Revolution (6oz/1000)
- Continue applying Revolution monthly for your wetting agent program
- Apply additional fungicide as necessary timed with Revolution program

Mid-Season Detection

- Begin applying fungicide and Revolution (6 oz/1000)
- Continue timed fungicide applications in conjunction with a monthly application of Revolution (6 oz/1000)
- Apply a supplemental 6-8 oz/ 1000 application of Aqueduct 1 to 2 weeks after initial Revolution + Fungicide application to aid in the suppression of the symptoms and reduce water repellency of the rings

One-Time Treatment

- Apply fungicide with Aqueduct at 8oz/1000 when symptoms appear
- Re-apply as needed